

Cam Latches - Flush T-Handle

Models Available



Cam Latch - Flush T-Handle for single point latching



Cam Latch - Flush T-Handle with Rod Control for multi-point latching



Cam Latch - Flush T-Handle with adjustable grip



Cam Latch - Concealed T-Handle for electricity panels

Variety of Materials

- Steel
- Stainless Steel
- Aluminium
- Polyamide

Actuation and Locking Method

- Blank, without lock
- Standard Cylinder Lock
- Padlockable T-Handle actuation

Applications

- Heating & ventilation
- Generators
- Compressors
- Machine covers

- Electric panels
- Off-road equipment
- Industrial transport
- Special equipment cases



Product Cut Out Dimensions



• • • Cam Latches - Flush T-Handle • • •

**B4500 | B4520
B4540 | B4560**

B4580 | B4582

B4600

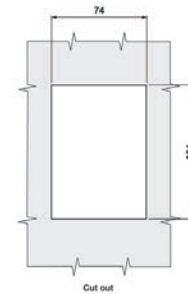
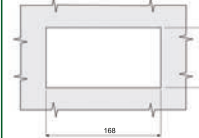
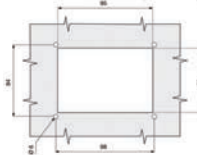
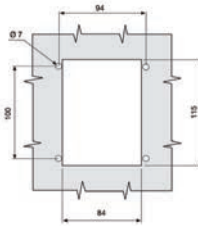
B4602

115 x 84

95 x 75

168 x 75

104 x 74



• Cam Latches - Flush T-Handle •

B4600

B4602

Cam Latch -
concealed T-handle,
vertical

Cam Latch -
concealed T-handle,
vertical

✓

✓

✗

✗

Aluminium
Die-cast zinc
Polyurethane
-

Aluminium
Die-cast zinc
Polyurethane
-

Reqd

Reqd

IP65

IP65

Inside Gasket

Inside Gasket

168 x 75

104 x 74

