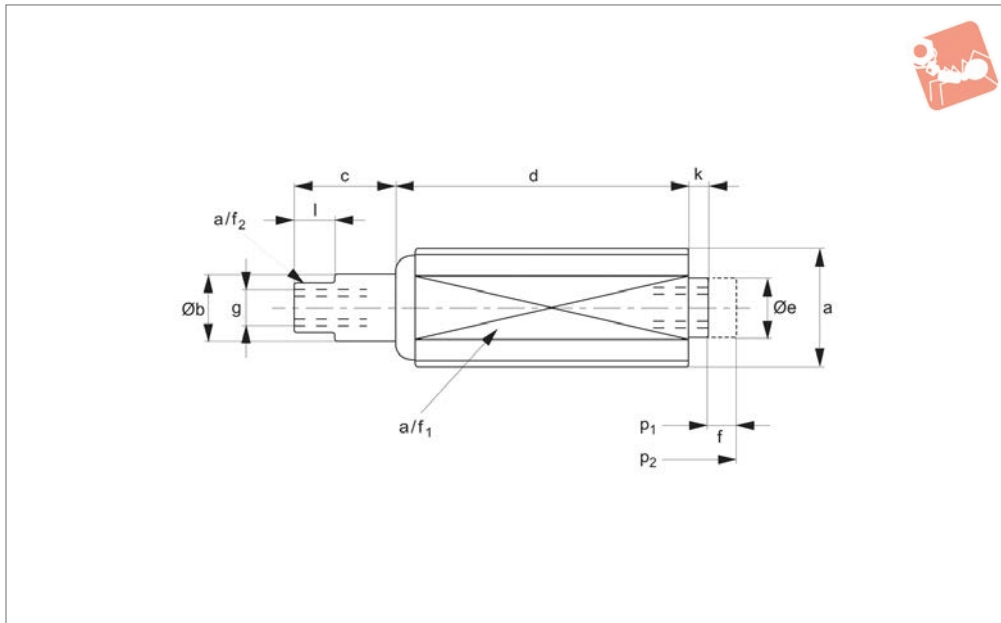




Index plungers - Push-Pull non-locking

Index Plunger & Pins



32790

INDEX PLUNGER & PINS

Material

Body: steel, blue galvanised.
Pins: steel, burnished.

Technical Notes

Ideal for either pressure (push) and

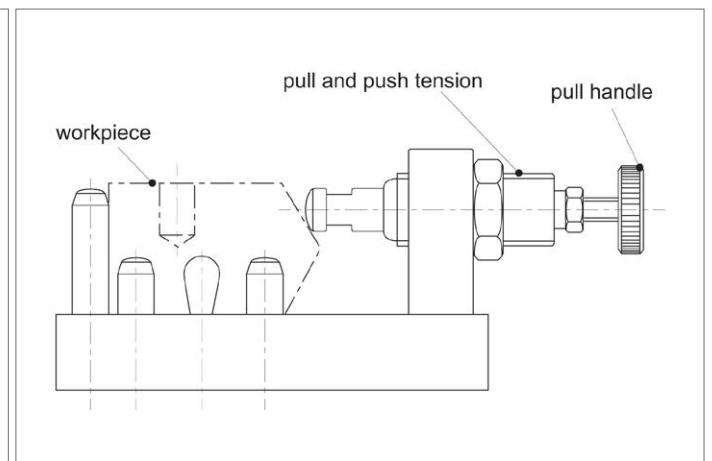

tension (pull) applications, due to the unique designs spring loaded pin with threads at both ends to allow installation of your own adaptor or handle.

A wide range of application: pressure

bolts, holding or magnets etc.

Requires very small space requirements.

Order No.	a	Ø b	c	d ₁	Ø e	f	g	A/F ₁	k	l	p ₁ N	p ₂ N	A/F ₂	Weight g
32790.W0120	M12	7	4.5	11.0	6	3.5	M 4x8	10	1.5	5	5	20	6	5
32790.W0121	M12	7	7.0	18.5	6	6.0	M 4x8	10	1.5	5	5	20	6	8
32790.W0122	M12	7	11.0	26.0	6	10.0	M 4x8	10	1.5	5	5	20	6	12
32790.W0130	M12	7	4.5	11.0	6	3.0	M 4x8	10	1.5	5	15	80	6	5
32790.W0131	M12	7	7.0	18.5	6	5.0	M 4x8	10	1.5	5	15	80	6	8
32790.W0132	M12	7	11.0	26.0	6	8.0	M 4x8	10	1.5	5	15	80	6	12
32790.W0140	M12	7	4.5	11.0	6	3.0	M 4x8	10	1.5	5	30	125	6	5
32790.W0141	M12	7	7.0	18.5	6	5.0	M 4x8	10	1.5	5	30	125	6	8
32790.W0142	M12	7	11.0	26.0	6	8.0	M 4x8	10	1.5	5	30	125	6	13
32790.W0180	M18x1,5	11	6.0	17.0	10	4.0	M 6x12	16	2.0	6	50	150	9	22
32790.W0181	M18x1,5	11	11.5	29.5	10	7.0	M 6x12	16	2.0	6	50	150	9	43
32790.W0182	M18x1,5	11	16.0	45.5	10	12.5	M 6x12	16	2.0	6	50	150	9	66





A Wide Selection of Solutions

Applications

- Locating and positioning.
- Indexing.
- Securing.
- Positive locking.
- Rapid adjustment of all kinds of tables, platforms and fixtures.
- Machine and fixture design.
- OEM products.
- Sports equipment.
- Medical aides (wheelchairs etc.).
- Aerospace.
- Machine cabinets.

Materials



Steel with plastic grip



Stainless with plastic grip



Stainless body and grip

Locking or Non Locking



Locking (park)



Non locking (spring back)



Push pull

Handling and Actuation Methods



Standard grip



Lever grip



T-handle



Pull ring



Threaded for bespoke handle

Mounting Options



Fine threaded (standard)



Coarse thread



Flange mount



Thin wall mount



Weldable

Additional Technical Notes

- Unless otherwise stated, grips on index plungers are not removable.
- Many of the pins on index plungers are toleranced to either the pin or the hole. Please refer to the specific product table.
- Index plungers are not recommended for shear load applications.

	Pin Tol.	Hole Tol.
①	h_9	+0,03 +0,08
②	-0,02 -0,04	H_7

Spring Loads

- s** Stroke, or movement of plunger's pin.
- f₁** The force required in Newtons (N) to overcome the static strength of the spring and achieve initial movement of the plunger's pin.
- f₂** The force required in Newtons (N) to fully compress the spring until the pin is fully depressed against the plunger's body.

