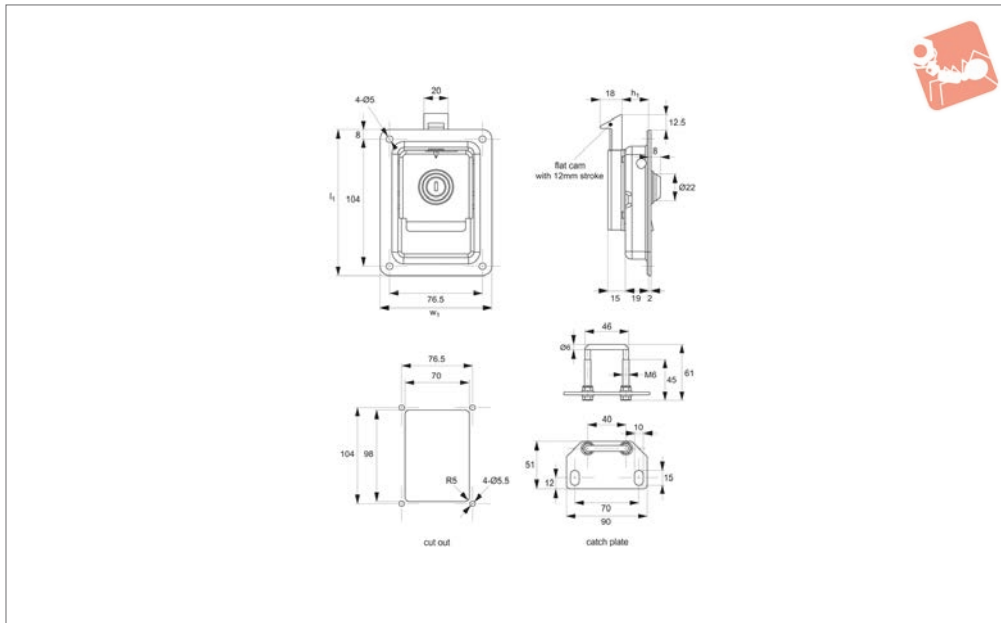




Push To Close Paddle Latches

pull to open - slam action - standard cylinder lock -

Paddle Latches



B4756

PADDLE LATCHES

Material

Body and Handle: stainless steel, AISI 304, or zinc plated steel.

Cylinder lock: die cast zinc, chrome plated.

Supplied with: Keys: two per lock.

Not Supplied: Catch plate: please order separately.

Technical Notes

Spring loaded, slam action handle.

Hole fixing type requires 4 off M 6 screws (not supplied) for front mounting.






Universal left/right. For use inside of cabinet gasket.





Tips

Fully integrated lock, latch and flush fitting paddle handle, ideal for generators, compressors, electric panels and doors.

Order No.	Lock type	Material	Key type	h_1	l_1	w_1
B4756.AW0010	Std. Cylinder	Steel	Keyed Alike	22	120	92.5
B4756.AW0020	Std. Cylinder	Stainless Steel	-	22	120	92.5



	Std. Cylinder Lock 40mm Euro Padlockable Insert Driver	Die-Cast Zinc Polyamide Plastic Stainless Steel Steel Aluminium	Body	IP Rating	Locking System	Use	Cam Type
					1-point 2-point 3-point	Inside Gasketing Outside Gasketing With Projection W/O Projection	
B1450 - Swing Handles - Cam Control - Sliding Cover	 ✓	✓			✓ ✓	✓	✓
	Cams: A0203, A0224, A0240 - Keys: Supplied						
B2450 - Swing Handles - Rod Control - Sliding Cover	 ✓	✓			✓ ✓ ✓	✓	✓
	Cams: N/A - Keys: Supplied						
B4604 - Cam Latch - Concealed T-handle, Vertical	 ✓			65		✓	
	Cams: Supplied - Keys: Padlockable						
B4703 - Push-to-Close Paddle Latch - Pull-to-Open	 ✓		✓		✓	✓	
	Cams: N/A - Keys: Supplied						
B4713 - Push-to-Close Paddle Latch - Pull-to-Open	 ✓		✓		✓	✓	
	Cams: N/A - Keys: Supplied						
B4733 - Push-to-Close Paddle Latch - Pull-to-Open	 ✓		✓		✓	✓	
	Cams: N/A - Keys: Supplied						
B4750 - Push-to-Close Paddle Latch - Pull-to-Open	 ✓		✓		✓	✓	
	Cams: N/A - Keys: Supplied						
B4752 - Push-to-Close Paddle Latch - Pull-to-Open	 ✓		✓		✓	✓	
	Cams: N/A - Keys: Supplied						

	Std. Cylinder Lock 40mm Euro Padlockable Insert Driver	Die-Cast Zinc Polyamide Plastic Stainless Steel Steel Aluminium	Body	IP Rating	Locking System	Use	Cam Type
					1-point 2-point 3-point	Inside Gasketing Outside Gasketing With Projection W/O Projection	
B4754 - Push-to-Close Paddle Latch - Pull-to-Open	 ✓		✓		✓	✓	
	Cams: N/A - Keys: Supplied						
B4756 - Push-to-Close Paddle Latch - Pull-to-Open	 ✓		✓		✓	✓	
	Cams: N/A - Keys: Supplied						
B4758 - Push-to-Close Paddle Latch - Pull-to-Open	 ✓		✓		✓ ✓		
	Cams: N/A - Keys: Supplied						
B4800 - Twist-to-Close Paddle Latch - Snap-On	 ✓		✓		✓	✓	
	Cams: N/A - Keys: Supplied						