













	Mounting			Lid Orientation			Stop Type	Material		Heavy Duty	Max Load Per Single Piece Kg.cm	Retracted Length mm	Max. Length Extended mm	Max Angle
	Right	Left	Universal	Upward	Top (box lid)	Downward		Steel	Stainless Steel					
<b>N0020</b> 	✓	✓		✓			Spring Loaded	✓			30-40	120	151	70°
<b>N0024</b> 			✓	✓			Spring Loaded	✓			90-120	125	158	80°
<b>N0026</b> 			✓	✓			Spring Loaded	✓			90-120	125	158	80°
<b>N0500</b> 			✓	✓			Ratchet	✓			15	148-205	195-290	75-120°
<b>N0550</b> 			✓	✓			Ratchet	✓	✓		20-30	163-305	200-500	80°
<b>N0600</b> 	✓	✓		✓			Multi-stop	✓	✓		70	230-280	350-450	90°
<b>N0620</b> 			✓	✓			Ratchet	✓			15	153	215	90°
<b>N0640</b> 			✓	✓			Mechanical Lock-Pull Release	✓			30	133-170	195-270	90°