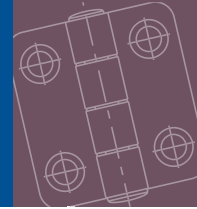


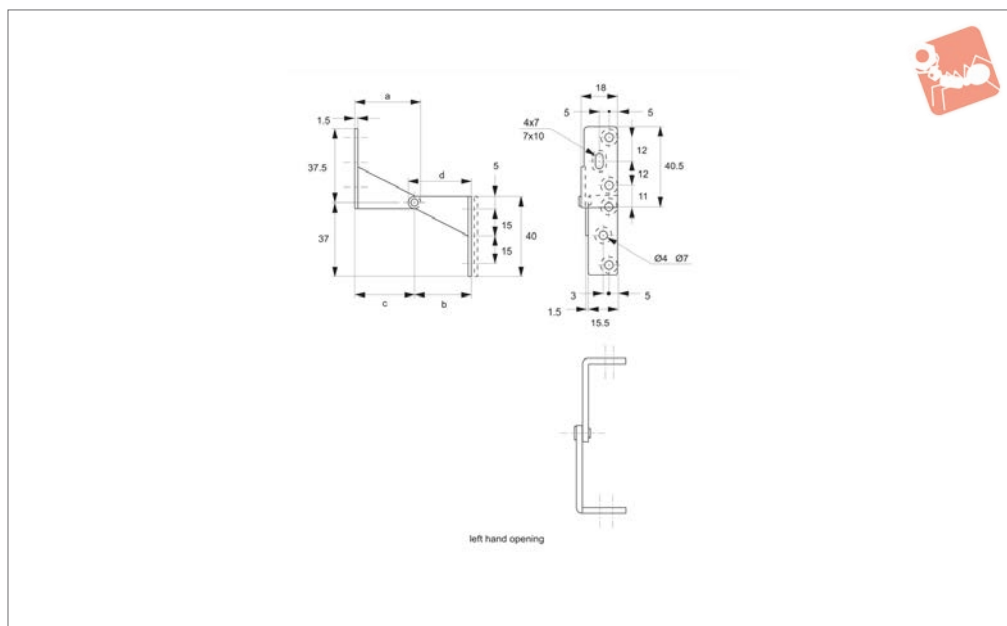


Surface Mount - Pivot Hinges

overlay - stainless steel



Hinges



S0240

HINGES

Material

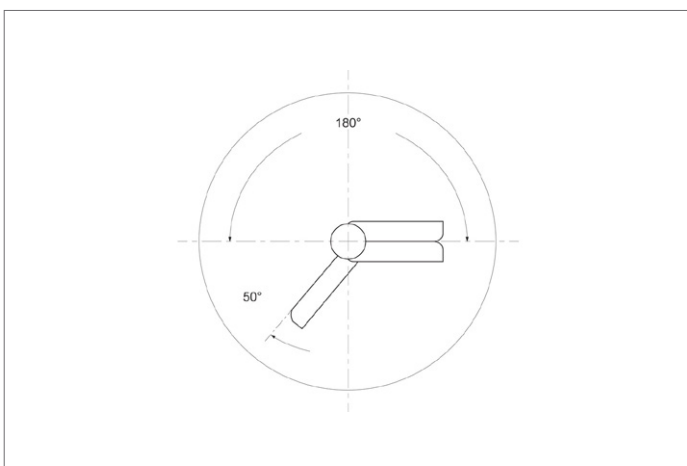
Stainless steel, AISI 430, satin finish.

Technical Notes

Max. door size: 300w x 700h x 21mm thick.

Max. door weight: 1,8Kg per hinge pair.


Order No.	Type	a	b	c	d	Weight g
S0240.AC0110	Left	34	28	30.5	31	23
S0240.AC0010	Right	34	28	30.5	31	23
S0240.AC0120	Left	28	22	24.5	25	21
S0240.AC0020	Right	28	22	24.5	25	21



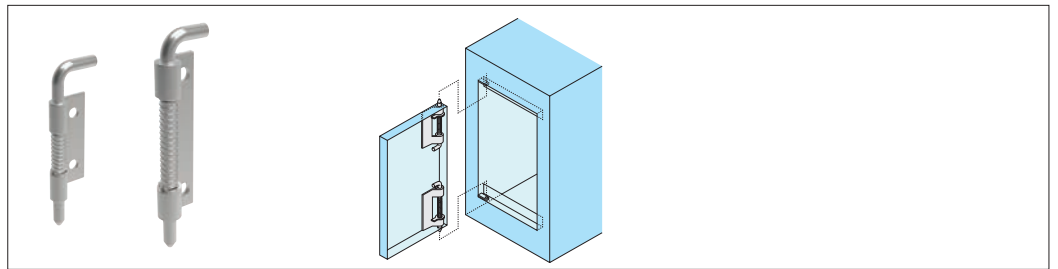


Concealed hinges

For added security or a sleek enclosure design, concealed hinges offer the solution with mounting discreetly hidden away from view to avoid tampering.



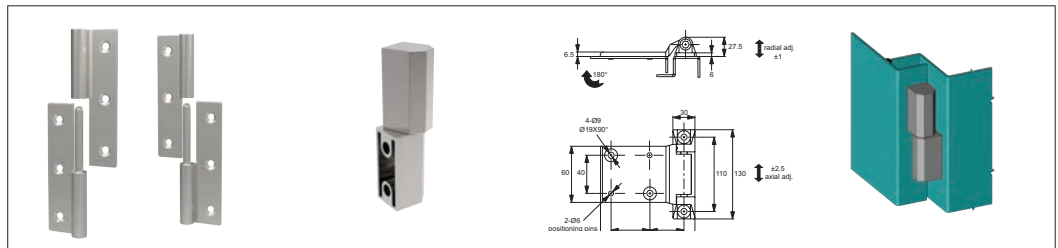
Concealed pivot hinges



End mount concealed pivot hinges

Door removal hinges

Door removal or lift-off hinges simplify removal of covers and panels to ease access for maintenance and repair, available in a selection of materials.



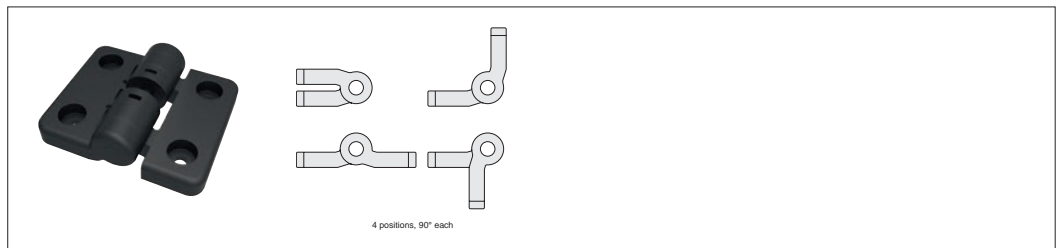
Lift off hinges

Torque and positioning hinges

Torque and positioning hinges offer positive location of panels, screens and displays using constant friction for a firm hold.



Constant torque hinges




Detent positioning hinges

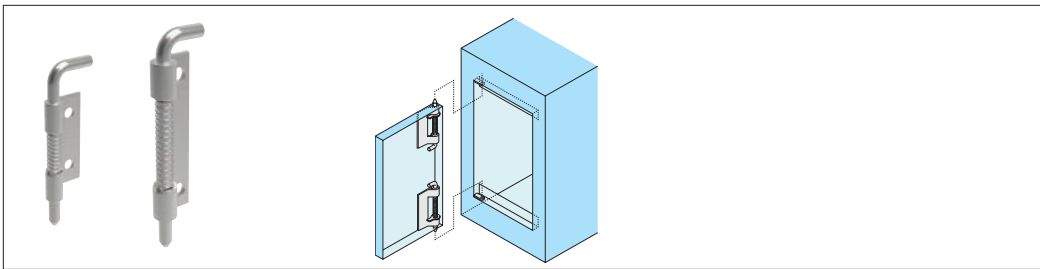


For added security or a sleek enclosure design, concealed hinges offer the solution with mounting discreetly hidden away from view to avoid tampering.

Concealed hinges



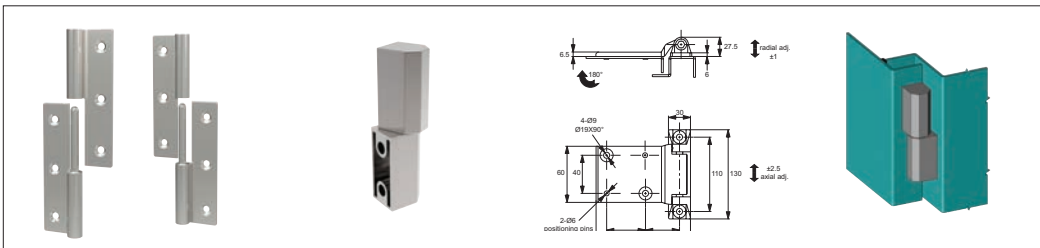
Concealed pivot hinges



End mount concealed pivot hinges

Door removal or lift-off hinges simplify removal of covers and panels to ease access for maintenance and repair, available in a selection of materials.

Door removal hinges



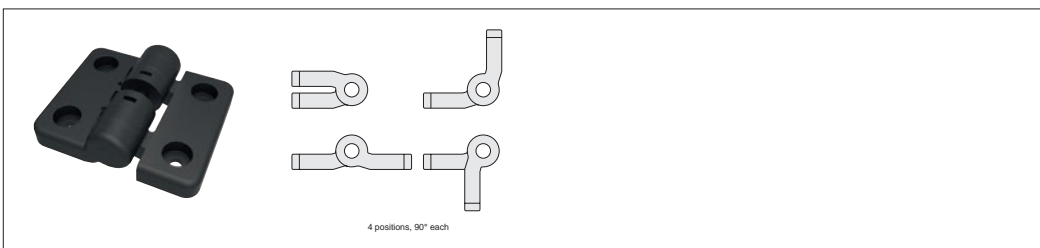
Lift off hinges

Torque and positioning hinges offer positive location of panels, screens and displays using constant friction for a firm hold.

Torque and positioning hinges



Constant torque hinges



Detent positioning hinges

HINGES

ov-W50050-A-T-W51828-A-T-wide-range-of-solutions-rmh - Updated - 01-11-2022